


DSEULTRA[®] STARTING WITH QUALITY.

DSE703 & DSE4110 AUTO START CONTROL MODULES



DSE703



DSE4110



The DSE703 is an Automatic Start Control Module that offers an excellent range of engine monitoring and protection features. The module has been designed to monitor over speed, under speed, high engine temperature, low oil pressure, battery charge fail and fail to start.

The module also has two configurable auxiliary inputs and a configurable engine pre-heat timer. When the module detects a fault condition it automatically shuts down the engine, indicating the exact fault via LED.

The DSE4110 module includes all the features of the DSE703 plus a tamper proof engine hours counter, engine exercise mode function and the enclosure has a closed back. Both modules have been designed to automatically start the engine within three attempts and crank disconnect.

FEATURES

- Manual start
- Automatic start
- Engine pre-heat
- Engine monitoring and protection features
- Protected Solid State (PSS) outputs
- Front panel mounting
- Front panel programming
- Tamper proof engine hours counter
- Remote start
- LED indicators
- Configurable inputs
- Configurable timers
- Configurable outputs

BENEFITS

- On-site module configuration to match user requirements
- Hours counter provides accurate information for monitoring warranty periods
- Multiple engine parameters are monitored simultaneously

OPERATION

The modules are operated using the three push buttons on the front:



MANUAL – This mode is used to manually start the engine.



AUTO – This mode is used to automatically start the engine. The module will be started by the remote start signal.



STOP – This button is used to stop the engine when it is running in either manual or automatic mode.

SPECIFICATION

DC SUPPLY

8V to 35V continuous

CRANKING DROPOUTS

Able to survive 0V for 50mS, providing supply was at least 10V before dropout and supply recovers to 5V. This is achieved without the need for internal batteries.

MAXIMUM OPERATING CURRENT

150mA(12V), 250mA(24V) (DSE4110)
50mA (DSE703)

TYPICAL CURRENT

20mA(12V and 24V)

ALTERNATOR INPUT RANGE

75V(L-N) to 333V AC (L-N) absolute maximum

ALTERNATOR INPUT FREQUENCY

50Hz – 60Hz at rated engine speed
(minimum:75V AC L-N) (Crank disconnect from 15V L-N @ 20Hz)
Over speed +14% (+24% overshoot)
Under speed -20%

START & FUEL OUTPUTS

1.2 Amp DC at supply voltage. Switches to battery negative when active

AUXILIARY OUTPUTS

1.2 Amp DC at supply voltage. Switches to battery negative when active

DSE703 DIMENSIONS

165mm x 125mm x 29mm
6.5" x 4.9" x 1.2"

DSE703 CUT OUT

149mm X 109mm
5.9" x 4.3"

DSE4110 DIMENSIONS

171mm x 115mm x 49mm
6.7" x 4.5" x 1.9"

DSE4110 CUT OUT

154mm x 98mm
6.1" x 3.9"

CHARGE FAIL

8 Volt Charge Fail at 12 Volts, 16 Volt Charge Fail at 24 Volts

ENVIRONMENTAL TESTING STANDARDS

ELECTRO MAGNETIC CAPABILITY (EMC)

BS EN 61000-6-4
EMC Generic Emission Standard for the Industrial Environment
BS EN 61000-6-2
EMC Generic Immunity Standard for the Industrial Environment

ELECTRICAL SAFETY

BS EN 60950
Safety of Information Technology Equipment including Electrical Business Equipment

TEMPERATURE

BS EN 60068-2-2
Test Ab to 70°C
Test Ab to -30°C

VIBRATION

BS EN 60068-2-6
Ten sweeps in each of the three major axes
5Hz to 8Hz @ +/- 7.5mm

HUMIDITY

BS EN 60068-2-30
Test Db 95% RH @ 55°C for 12 hours

SHOCK

BS EN 60068-2-27
Three shocks in each of three major axes
15gn in 11mS

DEEP SEA ELECTRONICS PLC

Highfield House
 Hunmanby Industrial Estate
 Hunmanby, North Yorkshire
 YO14 0PH England

TELEPHONE

+44 (0)1723 890099

FACSIMILE

+44 (0)1723 893303

EMAIL

sales@deepseapl.com

WEBSITE

www.deepseapl.com

Registered in England & Wales No.01319649

VAT No.316923457

DEEP SEA ELECTRONICS PLC THAILAND

TPI Tower, Lobby 3
 Floor 27, 26-56 Chan New Road
 Tungmahamek, Sathom
 Bangkok 10120, Thailand

TELEPHONE

+66 (0) 2678 3028

FACSIMILE

+66 (0) 2670 6228

EMAIL

sales@dseplc.com

WEBSITE

www.deepseapl.com

DEEP SEA ELECTRONICS INC USA

3230 Williams Avenue
 Rockford
 IL 61101-2668 USA

TELEPHONE

+1 (815) 316 8706

FACSIMILE

+1 (815) 316 8708

EMAIL

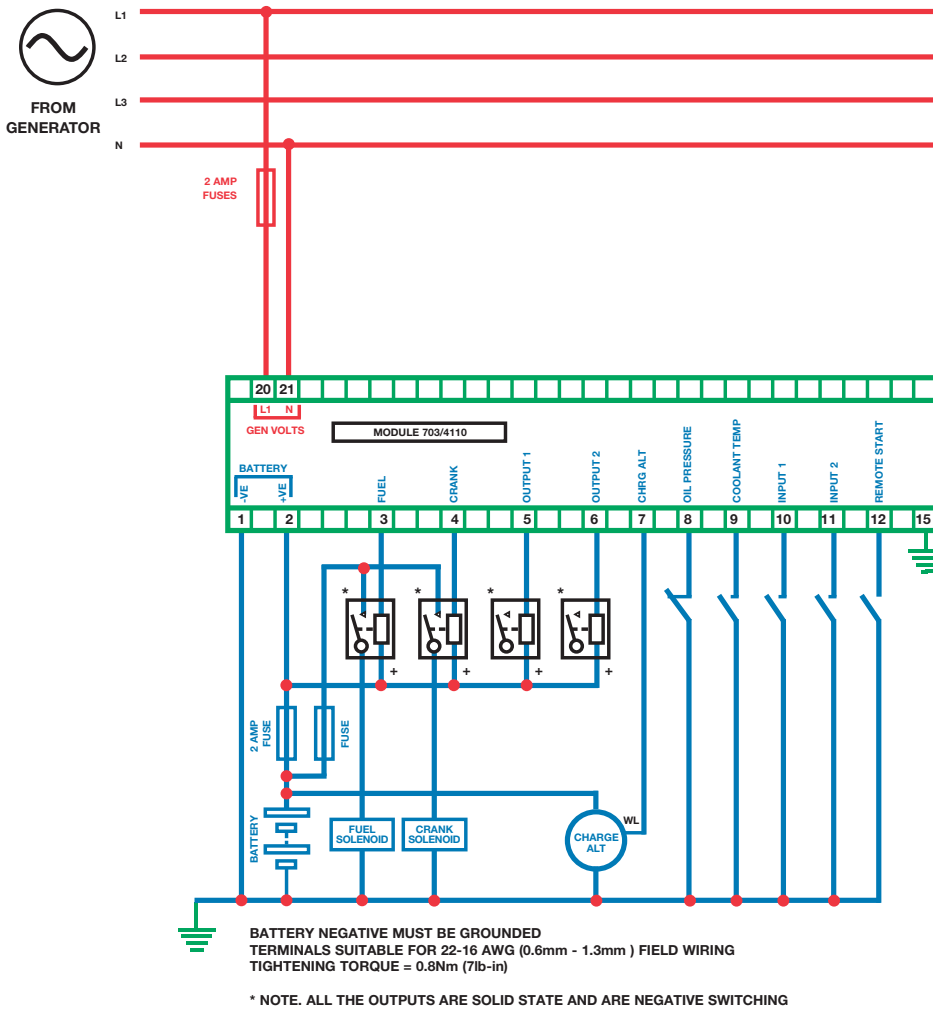
sales@deepseausa.com


WEBSITE


www.deepseausa.com



DSE703 & DSE4110

**CONFIGURATION**

The modules can be configured to match user's individual parameter settings. Configuration mode is accessed via the switch at the rear of the module. Once in configuration mode the **AUTO-LED**  flashes rapidly.



NORMAL

CONFIGURATION

RELATED MATERIALS

TITLE
 DSE703 Installation Instructions
 DSE703 Operators Manual
 DSE4110 Installation Instructions
 DSE4110 Operators Manual

PART NO'S

053-035
 057-044
 053-019
 057-022

Please refer to the installation instructions for the parameter settings and configuration details.

DEEP SEA ELECTRONICS PLC maintains a policy of continuous development and reserves the right to change the details shown on this data sheet without prior notice. The contents are intended for guidance only.

This data sheet is printed on 9lives 55 Silk, which is produced with 55% recycled fibre from both pre and post-consumer sources, together with 45% virgin ECF fibre.

